

## Work in Progress

This section shows the processes that my work goes through. These include the acquisition and preparation of the materials; information-gathering, and the development of ideas, taking cultural contexts into account; as well as the refining of outcomes as the work is made; then finally, the framing and display of work.



I am holding a paintbrush



Ha! Ha!

## Pocket Books



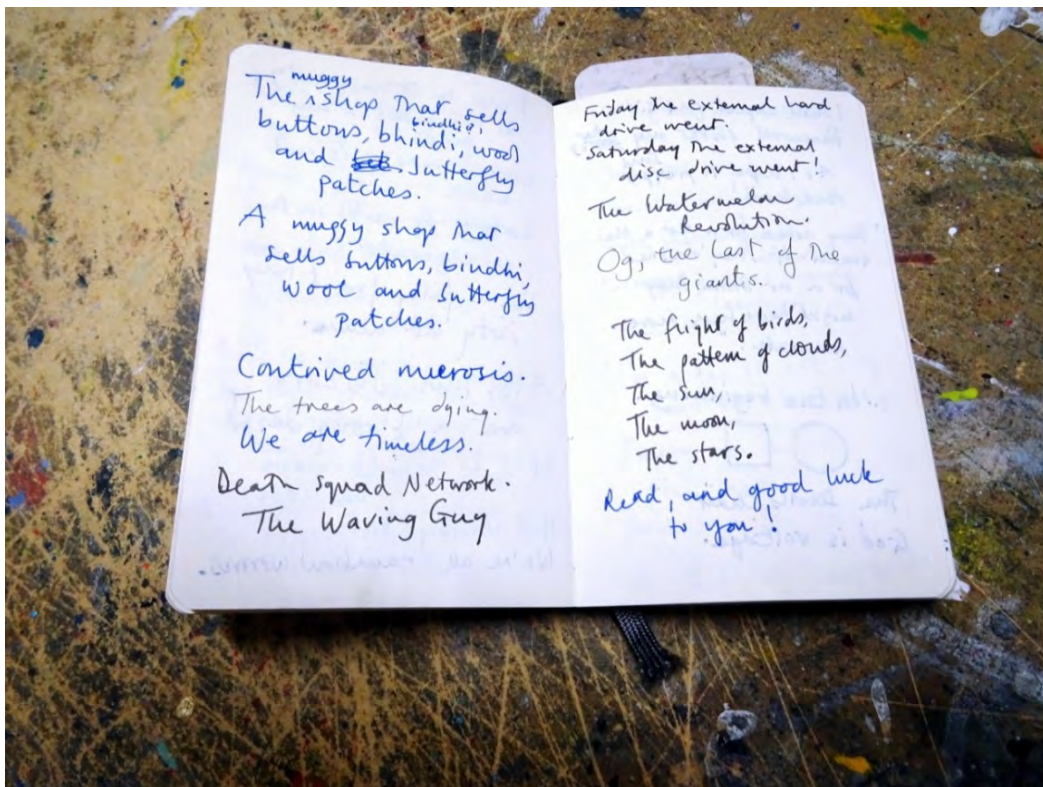
Moleskine pocket books in which I sketch and make notes



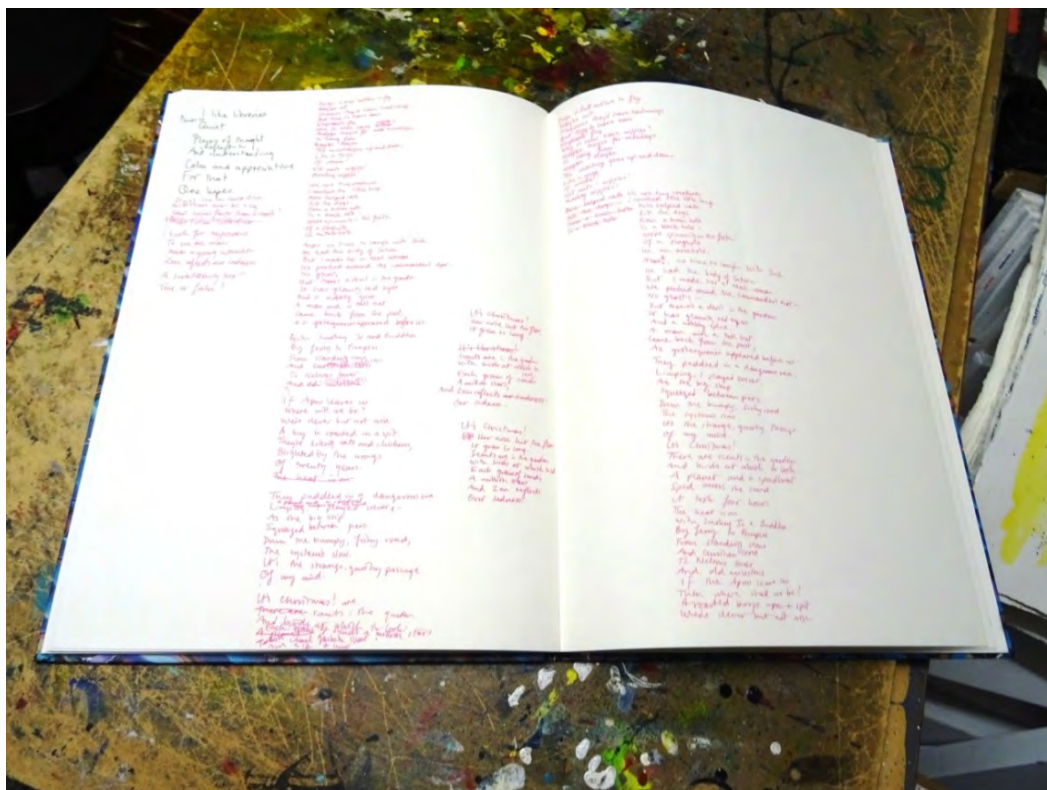
I am prepared to make sketches from anywhere I find myself



## Jottings



I make notes as ideas come to me



I like to write and redraft poetry on expansive pages

## Diabetes Logbooks



These have helped me to reverse Type 2 diabetes...



Here we have my diabetic blood checks



## The transfer of data into outcomes




Data like my morning fasting levels can feature...




...in an amalgam like this one



## Amalgams that start out as recording and planning sheets



Calendars like the one to the left of this amalgam...



...start off as working documents like this calendar/memo/tracking sheet



A folder of supporting studies for the 'Travellers' oil painting:





'Travellers' is developing in layers...



So I do still make more conventional artwork...



## The Travelling Snail



The initial snail shell pattern




Then an alternative idea for the snail shell




Then blending...



My pictures do not exist in a cultural vacuum



The whirl in the sky...



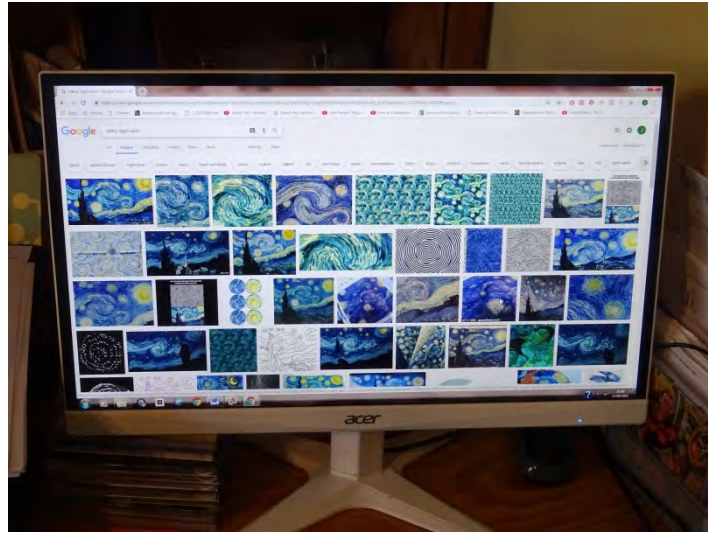
...Is a play on similar features...



...in Vincent Van Gogh's 'The Starry Night'



I discuss art with other artists; consult the web; visit exhibitions; collect art and art books. And I publish my developing observations and ideas about art in social media etc.



Google Images as a resource




Some of my art books



The sunflower's leaf designs are refined



The flower head is too...



The finished flower head and leaves...





## The Tabletop Easel



'Travellers' in progress on its easel



The artist prepares his easel for work



## Working on 'Travellers'



It has involved a lot of close work



The sky especially...



Ideas can develop through the materials themselves...



My palettes gave me an idea for paintings




The build-up of paint allows for good chance effects to develop




Then I started to develop a painting on a canvas I'd used as a palette



Sometimes a piece starts with a drawing on the support



I enjoy drawing crudely



Inspired by child art



Drawn compositions painted in...



I am interested in picture shapes other than the rectangle



Integrating the 'arabesques' of the amalgams with other ideas



## Pieces awaiting completion



Beryl Cook conversing with Picasso



An experiment with varying paint qualities



Differing pieces developing together



Undulating lines become form and pattern...




Inspired by child art, this is being informed by my experience as a teacher



Developing an idea through iPad's Procreate program...



I photographed a mixed media amalgam



Now I'm developing the jpeg on the iPad



## Sourcing Art Materials



I seek out good art suppliers...




...such as Atlantis Art Warehouse



## Stretching Paper



The paper is submerged by weights as it soaks



Lifting the paper from the water when it is ready



Using the Ken Bromley Paper Stretcher




Securing the damp watercolour paper to the stretching board



Improvising '60 by 45' amalgams on stretched paper



Alternative 'Travellers' ideas in development



Here my photographs form the basis of a composition in black and white



Working on a larger amalgam...



This piece involves lettering



A spontaneous approach encourages expression in the moment



Links between Amalgams...




Paint qualities in this small amalgam are similar...



...to some of those in this '60 by 45' amalgam



## Links between Amalgams



This photograph came from the same batch as...



...the ones in this '60 by 45' amalgam



## Framing My Work



I take my work to picture framers



They are specialists



## Some of my Work Framed



A reproduction of 'Force Crag Mine Switch'



IPad art printed and framed ('Force Crag Mine Switch' is behind me)



One of my photographs mounted in a John Jones frame




‘House with Dolmen’



## My Work on Display



'Fragment' oil painting and a framed '60 by 45'



More from the 'Cosmic Dancer' section of the '60 by 45' Lifetime Series...



## More Work on Display




'Force Crag Mine Switch'




'Mystical Self Portrait' by Eric Bloodorange



## Small Artwork on Display



A variety of smaller pieces



Looking up the stairs at them

More work on display in a domestic space



'Zany Face' (coloured pencils)



'Young Woman' and other pieces



So Versatile!



'A Romantic Excursion' (Oil on Chipboard)

Endless Variety!



'Car Park' (Oil on Hardboard)...



...alongside 'Woman on a Tube Train' and 'Piccadilly Man'



## Two Corners



Faux-Naif pastiches



A recent amalgam alongside 'Doodlesque' (oil on panel)

And then finally...



'Alconbury Estate' (Oil on panel)



Heartfelt thanks to Della Sherwood...



...for taking the photographs of her husband!

Cheerio!



John Sherwood